

THE TITAN BOOK OF PARACORD

EVERYTHING YOU NEED TO KNOW ABOUT
YOUR TITAN™ MILITARY 550 PARACORD



TITAN ★
PARACORD



**Copyright © 2014 - 2017 by TITAN Survival
All Rights Reserved.**

No part of this publication may be reproduced in any form or by any means, including photocopying, scanning, snagging, clipping, recording, or otherwise without prior written permission of the copyright holder.

TABLE OF CONTENTS

ABOUT TITAN SURVIVAL	4
OUR GUARANTEE TO YOU	4
JOIN THE TITAN VIP LIST!	5



SO WHAT'S ALL THE BUZZ ABOUT, ANYWAYS?	6
THE HISTORY OF PARACORD	6
MIL-SPEC VS. COMMERCIAL PARACORD	7
MIL-SPEC PARACORD	7
COMMERCIAL PARACORD	7
POPULAR ROPE KNOTS	8
POPULAR PARACORD USES	10
CRAFTING WITH PARACORD	12
AnimatedKnots.com	12
NetKnots.com	12
Tying it all Together	12
Stormdrane	12
The Paracordist	12
CoolParacord	12
BoredParacord	12
THANK YOU FOR YOUR SUPPORT	13
101 PARACORD PROJECTS	Error! Bookmark not defined.



ABOUT TITAN SURVIVAL



TITAN Survival (originally known as Titan paracord) is a U.S. Veteran-owned (3ID/1AD, Iraq, 1990-91), family-run business that prides itself on providing the highest-quality products with fanatical customer satisfaction. We understand that without you, we would not be in business and we are grateful that you have put your trust in us to deliver the paracord products you need. We want you to feel safe knowing that you have the best paracord products in their class, and that the company behind those products is dedicated to providing you with an amazing experience. We have tens of thousands of satisfied customers around the world who are currently using our products for diverse utility and craft uses, and we feel confident you'll love them as

well.

IN ADDITION, we also understand that everyone has different needs and uses for our paracord, and what may work for one may be difficult for another. In the rare instance that you find that our paracord does not meet your needs for whatever reason, we want to know about it. Just email us and we will answer your questions, as well as help solve any issues that you might have.

OUR GUARANTEE TO YOU

At TITAN Survival, we stand behind our products 100%. If you are not completely satisfied with our products, we ask that you **please contact us first** so that we can make it right. We offer a No Questions Asked, Money-Back Guarantee (includes shipping) if you are dissatisfied with your experience.



EMAIL US ANYTIME AT
support@titansurvival.com



JOIN THE TITAN VIP LIST!



Would you like to receive regular discounts on the highest quality, and most trusted paracord products in America? How about FREE products?

We are actively looking for people who will use our paracord products and tell others about them by writing honest Amazon reviews and sharing their experiences on Facebook.

AS A TITAN VIP, YOU'LL RECEIVE:

- **A Special VIP Welcome Coupon!**
- **Monthly Discounts & Specials!**
- **New Product Giveaways!**

All this and more! All that we ask is that you leave us an honest Amazon Seller Feedback and Product Review.

Now, people are always asking what the difference between these two types of feedback are. Well, here's a quick explanation:

- **Amazon Seller Feedback:** Seller Feedback is essentially Amazon's BBB (Better Business Bureau) rating for a seller, and is related to customer service. Amazon likes to see Sellers consistently receiving 5 stars in Seller Feedback...it shows that we care about our customers.
- **Amazon Product Reviews:** Product Reviews on the other hand are our customer's testament to the quality of the product they purchased. Amazon likes to see Sellers consistently receiving 5 stars on Product Reviews.... it shows that we are satisfying our customers with a quality product and an overall great experience. Along with this, the product reviews are used by buyers as a research tool before making their purchases.

So, if you'd like to become a Member of our TITAN VIP List, just click the button below...



SO WHAT'S ALL THE BUZZ ABOUT, ANYWAYS?



Over the past few years, you've probably heard about paracord all over the media, and heard rave reviews from experts worldwide for its many diverse utility uses. In fact, Bear Grylls recently sang its praises in his very first episode of "Running Wild".

One of the many outstanding and most often talked about properties of paracord is its strength, relative to its size. This is why military units all over the world have been using paracord for decades. A paracord's strength is directly attributed to the individual components that make up the hank...the internal braided strands, the external braided sheath, as well as the type of material used to create those items.

MIL-SPEC Paracord is a generic term, typically referring to Military Specification paracord, officially known as MIL-C-5040 Rev. H (or MIL-C-5040-H). However, as the term "Mil-Spec" is generic, many unscrupulous vendors try to pass their lesser-quality Commercial paracord as "official", hoping that you won't know the difference.

THE HISTORY OF PARACORD

Parachute cord (also known as paracord or 550 cord when referring to Type III paracord) is a lightweight Nylon kernmantle rope originally used in the suspension lines of US parachutes during World War II. Once in the field, paratroopers found this cord useful for many other tasks, so they would cut the cord from their parachutes after jumping into enemy territory, and store it in their packs for future use.



Today, it is used as a general purpose utility cord by both military personnel and civilians, in almost every country. From camping and hiking, to home and auto use, to crafting – there is nothing that this versatile cord can't be used for. It was even used by astronauts during the 82nd Space Shuttle mission to repair the Hubble Space Telescope.



MIL-SPEC VS. COMMERCIAL PARACORD

All US Military issue paracord must be made to the demanding specifications of the now inactive MIL-C-5040-H spec, and can be found in six types: I, IA, II, IIA, III, and IV. Types IA and IIA are composed solely of a sheath without a core. Type III, a type commonly found in use, is nominally rated with a minimum breaking strength of 550 pounds, thus the nickname “550 cord” or “550 paracord”. Titan™ Paracord's Military 550 Paracord is a MIL-C-5040-H, Type III Nylon paracord that meets and exceeds these demanding specifications. In fact, the tensile strength of our 550 cord actually rates at over 620 lbs.

MIL-SPEC PARACORD

The official US military specification MIL-C-5040H outlines a number of parameters to which the final product must conform. Although it contains specific denier figures for the sheath strands and inner yarns, there are no overall diameter requirements for the cord itself. Also, since most MIL-C-5040-H paracord is manufactured in the U.S., the cost of production alone is close to \$7.00. Below is a table of the most important elements from the specification:

Type	Minimum Strength	Minimum Elongation	Minimum Length / Pound	Core Yarns	Sheath Yarns
I	100 lb.	30%	950 ft.	1	16/1
IA	95 lb.	30%	1050 ft.	none	16/1
II	400 lb.	30%	265 ft.	4 to 7	32/1 or 36/1
IIA	225 lb.	30%	495 ft.	none	32/1 or 36/1
III	550 lb.	30%	225 ft.	7 to 9	32/1 or 36/1
IV	750 lb.	30%	165 ft.	11	32/1, 36/1, or 44/1

COMMERCIAL PARACORD

Commercial paracord on the other hand, is any paracord that does not meet or follow the requirements set forth in the MIL-C-5040H specification. In general, if you're purchasing 100 feet of paracord for \$5.00 – \$9.00, you're purchasing Commercial paracord.

Commercial paracord is generally acceptable for crafting and light utility use. But since there is no official specification for Commercial paracord, you really never know what you're getting.



POPULAR ROPE KNOTS

Based on multiple customer requests, we've added the following section highlighting the most popular rope knots that can be created with paracord. Just **click on any of the images** to see step-by-step instructions on how to create the knot...

ANCHOR BEND



The Anchor Bend is used to fasten a line to an anchor. The free end should be secured to the standing line for a secure knot.

TitanParacord.com


BACHMANN HITCH



The Bachmann Hitch is a friction hitch, used when a hitch needs to be reset quickly or often.

TitanParacord.com

BACKUP KNOT



A backup knot is used primarily for security by climbers, and is a secondary knot designed to prevent their primary knot from coming untied.

TitanParacord.com

BARREL HITCH



The Barrel Hitch was named for its use in hoisting cargo aboard ships and is a simple yet effective way to suspend an object.

TitanParacord.com

BETTER BOW



Similar to a regular shoelace knot, wrap twice instead of once around the first loop to prevent the bow from unraveling.

TitanParacord.com

BLAKE'S HITCH



The Blake's Hitch is a friction hitch used by arborists and tree climbers and is formed using the end of the rope, as it is less prone to binding.

TitanParacord.com


BOWLINE ON A BIGHT



The Bowline on a Bight is used to make a secure loop in the middle of a piece of rope that does not slip or bind.

TitanParacord.com


THE BUNTLINE



The buntline is a knot used for attaching a rope to an object. It is formed by passing the end around an object, then making a clove hitch around the rope's standing part.

TitanParacord.com

BUTTERFLY LOOP




The butterfly loop, also known as lineman's loop, butterfly knot, alpine butterfly knot and lineman's rider, is a knot used to form a fixed loop in the middle of a rope.

TitanParacord.com



CARRICK BEND



The carrick bend is a knot used for joining two lines. It is particularly appropriate for very heavy rope or cable that is too large and stiff to easily be formed into other common bends.

TitanParacord.com


CLEAT HITCH



The Cleat Hitch is used to secure a rope to a cleat. It is a simple hitch, yet seems to boggle the minds of many visitors trying to secure their lines to your cleat.

TitanParacord.com


CLOVE HITCH



Often considered one of the most important knots one can learn. A Clove Hitch is two successive half-hitches around an object, and is most effectively used as a crossing knot.

TitanParacord.com

CONSTRUCTOR



The Constrictor knot is one of the most effective binding knots. Once tightened, it can be difficult to almost impossible to untie.

TitanParacord.com


DISTEL HITCH



The Distel Hitch Knot is a slide and grip knot used to ascend a climbing rope. It is tied using a rope with a double-overhand loop at each end.

TitanParacord.com

DOUBLE FISHERMEN'S



The Double-Fisherman's knot is a double-wrapped Fishermen's bend with a symmetrical structure consisting of two overhand knots, each tied around the standing part of the other.

TitanParacord.com

FIGURE EIGHT



The figure-eight knot is used in both sailing and rock climbing as a method of stopping ropes from running out of retaining devices.

TitanParacord.com


HALF HITCH



The half hitch is a simple overhand knot, created when the working end of a line is brought over and under the standing part. It is typically used to create more complex knots.

TitanParacord.com

HALF KNOT



The Half Knot is a binding knot, typically used as the first part of the Reef or Square Knot.

TitanParacord.com

HIGHWAYMAN'S HITCH



A popular quick-release draw-loop knot used for temporarily securing a rope that will need to be released easily and cleanly.

TitanParacord.com

HONDA KNOT



The Honda Knot is the loop knot commonly used in a lasso who's round shape, especially when tied in stiff rope, helps it slide freely along the rope it is tied around.

TitanParacord.com

KLEMHEIST KNOT



The Klemheist Knot is a friction hitch that grips the rope when weight is applied, and is free to move when the weight is released.

TitanParacord.com



POPULAR PARACORD USES

While prepping and camping are some of the more generic uses for paracord, we hear about more specific unique uses from our users all the time. We have consolidated the most popular uses below:

- | | |
|-----------------------------|-------------------------------|
| Bundle Firewood | Makeshift Hand Cuffs |
| Emergency Rope | Plant Guides |
| Hang Objects | Zipper Pulls |
| Buddy Connector | Create A Sun Shade |
| Hang Tools from Belt | Tent Guy Lines |
| Create a Bolo Slide | Braid a Rope |
| Clothes Line | Fix a Bra Strap |
| Safely Lower Stuff | Lash Together a Seat |
| Fish Stringer | Rifle Sling |
| Survival Bracelet | Replace a Drawstring |
| Stitch a Wound | Secure a Raft |
| Create a Spear | Create a Lanyard |
| Emergency Belt | Boot Laces |
| Create a Sling | Tow a Sled |
| Fishing Line | Make A Fishing Net |
| Survival Necklace | Wrap a Maglite |
| Engine Pull String | Storm Tie Downs |
| Pull Across Chasm | Dental Floss |
| Create a Bow Drill | Makeshift Bore Snake |
| Pace Counter | Weed-Eater Pull String |
| Lash a Shelter | Rig a Hammock |



Tow Rope	Wrap Knife Handle
Repair a Sail	Camp Trip Wires
Bind a Stretcher	Emergency Bowstring
Ranger Beads	Bind Snow Shoes
Hanging a Kill	Waterski Rope
Backpack Straps	Hair Ties
Secure a Splint	Hoist Stuff into Trees
Emergency Thread	Lash Together a Raft
Bundle Stuff	Create a Tourniquet
Tying Lots of Knots	Make a Bola
Lawnmower String	Bullwhip
Make a Tire Swing	Pulley System
Hobble a Horse	Secure Rolled Items
Watch Strap	Dog Collars
Vehicle Tie Downs	Kids Swing
Pants Suspenders	Wind Chime String



CRAFTING WITH PARACORD

So, now that you have your Titan™ Paracord, you're wondering what you can make with it, right? The following links are some of the most popular paracord crafting videos on the internet right now. From knots, to bracelets, to dog-collars...Enjoy!

[AnimatedKnots.com](#)

Animated knots is a great free resource for learning to tie knots. They have step-by-step pictorial instructions, with videos as well in many cases.

[NetKnots.com](#)

Net Knots is another great free resource. They have step-by-step pictorial instructions as well, and also sell "Knot Cards" for reference.

[Tying it all Together](#)

Tying It All Together is a video channel dedicated to functional knots, decorative knots, and other elaborate ties. The goal of which is to create a video repository of hundreds of knots and ties that can be referenced.

[Stormdrane](#)

Stormdrane's YouTube channel is very popular and provides some very decorative and useful knot work.

[The Paracordist](#)

Innovative, custom paracord creations and how-to videos, for outdoorsmen, hunters, hikers, survivalists, preppers, bushcrafters and any self-reliant do it yourselfers.

[CoolParacord](#)

CoolParacord is dedicated to providing videos on high quality, low cost survival items that anyone could assemble at home.

[BoredParacord](#)

BoredParacord creates how-to videos designed to teach you how to tie lots of knots and bracelets.



THANK YOU FOR YOUR SUPPORT

Thank you once again for choosing TITAN Survival. We hope you have found this to be a useful resource. If you ever have any issues or questions that need answers, please feel free to contact us by email or phone and we will always get back to same day. We are always open and interested in suggestions on how we can make our products and/or customer experience better.

If you are happy customer and would be willing to share your Titan experience with others, we encourage you to please leave an Amazon Product Review. It helps us out immensely when you share your positive experience with potential customers. If you would be willing to leave a review, just click the link below...



[*Click Here To Leave an Amazon Review*](#)

101 PARACORD PROEJCTS

We're very excited that we can now offer you the following growing compilation of paracord projects from our website. You'll find complete step-by-step instructions for over 100 different popular paracord projects. Learn to make survival bracelets, watchbands, a dog collar, and much more. Just click the link below to visit "101 Paracord Projects"






Click the button below to visit our
TITAN Survival Store



You can also find TITAN Survival
at any of these other sites by
clicking the links below...



support@titansurvival.com

