





# UPS Electronic Return Label: View/Print Label

1. **Ensure that there are no other tracking labels attached to your package.**
2. **Fold the printed label at the dotted line.** Place the label in a UPS Shipping Pouch. If you do not have a pouch, affix the folded label using clear plastic shipping tape over the entire label. Take care not to cover any seams or closures.
3. **Drop-off**
  - o Take this package to any location of The UPS Store®, UPS Drop Box, UPS Customer Center, UPS Alliances (Office Depot® or Staples®) or Authorized Shipping Outlet near you. Items sent via UPS ReturnsSM Services(including via UPS Ground) are accepted at Drop Boxes, to find your closest UPS location visit [www.ups.com/content/us/en/index.jsx](http://www.ups.com/content/us/en/index.jsx) and select Drop Off. [Drop Off Locator](#)
  - o Daily Pick up customers: Have your shipment(s) ready for the driver as usual.

FOLD HERE

ANDREW SHARP 6509069448 212 THOMPSON SQ. MOUNTAIN VIEW CA 940434219	2 LBS	1 OF 1
<b>SHIP TO:</b> WESTERN DIGITAL C/O MODUSLINK 8002754932 DOCK 35 2111 EASTRIDGE AVE <b>RIVERSIDE CA 92507-0778</b>	<b>RS</b>	
	<b>CA 925 0-02</b> 	
<b>UPS GROUND</b> TRACKING #: 1Z OE5 A79 90 9467 3505		
BILLING: P/P DESC: RMA # 82933914 RETURN SERVICE	 82933914	<b>INT</b> WD10TPVT-00HT5T
Ret Auth No.: 82933914	XOL 11.07.18	NV45 18.0A 07/2011

